

Power generators

For an independent power supply on the construction site



Power generators

- ▶ Optimal for use with blowing machines
- ▶ Compact and low noise
- ▶ Power independence and reliability on the construction site



X-Floc power generators

Power generators (3000U/min.)

The mobile XM power generators are petrol generators specially designed for the requirements of blow-in operations. The electronically controlled synchronous generators are characterised by very high voltage stability of $\pm 1\%$ and up to four times the starting current. Equipped with reversing or electric starters, they are driven by brushless, air-cooled 3000 rpm motors. The motor and single-phase or three-phase alternator form a compact unit. Mounted on a tubular frame or steel framework and limited in design to the essentials, they also impress with their low space requirement in your vehicle. Both the high-quality electrical components and the protection and fuse systems (e.g. insulation monitoring) ensure that the power generators meet all the requirements for operating common blowing machines and additional equipment.

Advantages at a glance:

- ▶ Synchronous generators, self-exciting and self-regulating
- ▶ Simultaneous use of electronic and inductive consumers (up to 4 times starting current) possible
- ▶ Short-circuit-proof and skew-load capable in real operation
- ▶ Constant voltage under all working conditions (no-load to full-load) due to AVR (Automatic Voltage Regulation)
- ▶ Oil Alert Sensor System prevents engine damage due to low oil level in the oil sump (automatic engine stop)
- ▶ Sockets, operating elements, etc. are protected against dust, splash water and accidental damage
- ▶ Portable (light-weight tubular aluminium frame) or easy to move by means of a special hand trolley (optional)

Power generator XM5kVA / 4,5kW



- ▶ 1-phase, power connections: 1x230V 16A 2P + T CEE
1x230V 16A 2P + T (Schuko)
- ▶ Reversing starter
- ▶ Oil sensor (oil alert), overload protection, battery charger 12VDC/10A, etc.
- ▶ Item no. **9583**

Petrol app. 57kg 650x490x520mm (LxWxH)

Power generator XM6,7kVA / 6kW



- ▶ 1-phase, power connections: 1x230V 32A 2P + T CEE
1x230V 16A (Schuko)
- ▶ Reversing starter
- ▶ Oil sensor (oil alert), overload protection, voltmeter etc.
- ▶ Item no. **9584**

Petrol app. 75kg 770x520x650mm (LxWxH)

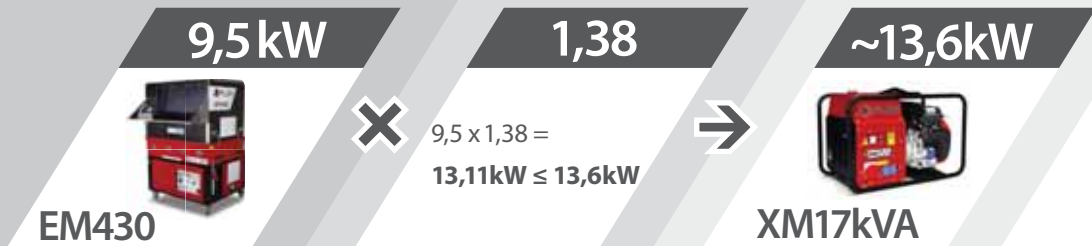

Choosing the right power generator

The first decisive factor for smooth work processes is the determination of demand. Calculate your minimum demand by multiplying the sum of the rated outputs (consumer load) by the operating factor 1.38. The following calculation examples serve as a rough guide. Individual advice is always required to choose the right power generator! Please do not hesitate to contact us.

Consumer load

Operating factor

Power generator



Power generator XM11kVA / 9,9kW



- ▶ 1-phase, power connections:
1x230V 32A 2P + T CEE
1x230V 16A 2P + T CEE
1x230V 16A 2P + T (Schuko)
- ▶ Electric starter
- ▶ Oil sensor (oil alert), ground fault circuit interrupter, etc.
- ▶ Art. no. **10392**

Petrol app. 145kg 935x525x645mm (LxWxH)

Power generator XM17kVA / 13,6kW



- ▶ 3-phase, power connections:
1x400V CEE / 32A
2x230V 16A (Schuko)
- ▶ Electric starter (auto choke)
- ▶ Oil sensor (oil alert), auto-idle function as standard, insulation monitoring, etc.
- ▶ Art. no. **9915**

Petrol app. 175kg 935x525x600mm (LxWxH)

Power generator XM13kVA / 10,4kW



- ▶ 3-phase, power connections:
1x400V CEE / 16A
2x230V 16A 2P + T (Schuko)
| 1x400V CEE / 16A
2x230V 16A CEE
- ▶ Electric starter
- ▶ Oil sensor, automatic fuse, etc.
- ▶ Art. no. **9585** | **11129** (see reverse)

Petrol app. 160 | 142kg 935x525x645mm (LxWxH)

Diesel generator XM20kVA (1500U/min.)



- ▶ 3-phase, power connections:
1x400V 32A 3P + N + T CEE
1x400V 16A 3P + N + T CEE
2x230V 16A 2P + T (Schuko)
- ▶ Diesel engine, water-cooled
- ▶ Electric starter
- ▶ AVR voltage control, etc.
- ▶ Art. no. **10828** | **12476** (with int. insulation monitoring)

Diesel app. 750kg 1835x900x1251mm (LxWxH)





Generators comparison table

Power generator	XM5kVA/4,5kW	XM6,7kVA/6kW	XM11kVA/9,9kW	XM13kVA/10,4kW	XM13kVA/10,4kW	XM17kVA/13,6kW	XM20kVA (Diesel)
Art. no.	9583	9584	10392	9585	11129	9915	10828
Rated voltage	230V (1~)	230V (1~)	230V / 1~	400V (3~) / 230V (1~)	400V (3~) / 230V (1~)	400V (3~) / 230V (1~)	400V (3~) / 230V (1~)
Rated current	21,3A / 1~	29,1A / 1~	21,3A / 1~	14,4A / 3~	16,6A / 3~	21,6A / 1~	26A / 3~
Power factor (cosφ)	0,9	0,9	0,8	0,8	0,9	0,8	0,8
Frequency / Protect. class	50Hz / IP23	50Hz / IP23	50Hz / IP23	50Hz / IP54	50Hz / IP23	50Hz / IP54	50Hz / IP44
Engine / displacement	1 cyl. / 270cm ³	2 cyl. / 389cm ³	2 cyl. / 688cm ³	2 cyl. / 688cm ³	2 cyl. / 688cm ³	2 cyl. / 779cm ³	4 cyl. / 2190cm ³
Power 3~ stand-by	○	○	○	13 kVA (10,4 kW) / 18,7A	13 kVA (10,4 kW) / 18,7A	17 kVA (13,6 kW) / 24,5A	20 kVA (16 kW) / 28,9A
Power 3~ PRP	○	○	○	12 kVA (9,6 kW) / 17,3A	12 kVA (9,6 kW) / 17,3A	15 kVA (12 kW) / 21,6A	18 kVA (14,4 kW) / 26A
Power 1~ stand-by	5 kVA (4,5 kW)	6,7 kVA (6 kW)	11 kVA (9,9 kW) / 47,8A	○	○	○	○
Power 1~ PRP	4 kVA (3,6 kW)	5,5 kVA (5 kW)	10 kVA (9 kW) / 43,5A	6 kVA/kW / 26A	6 kVA/kW / 26A	7 kVA / 30,4A	7 kVA / 30,4A
Tank capacity / run time ¹⁾	5,3l / approx. 2,8h	6,6l / approx. 2,5h	18l / approx. 4,5h	18l / approx. 4,6h	25l / approx. 10,4h	18l / approx. 3,8h	100l / approx. 29,5h
Consumption	approx. 1,9l/h	approx. 2,6l/h	approx. 3,9l/h	approx. 3,9l/h	approx. 2,4l/h	approx. 4,7l/h	approx. 3,4l/h
Electric start	○	○	●	●	●	●	●
Sound level LWA ²⁾	99dB(A)	99dB(A)	99dB(A)	99dB(A)	96dB(A)	99dB(A)	88dB(A)
Sound level value LPA ³⁾	74dB(A)	74dB(A)	74dB(A)	74dB(A)	71dB(A)	74dB(A)	63dB(A)
Weight (dry)	57kg	75kg	145kg	160kg	142kg	175kg	750kg
Dimensions (LxWxH)	650x520x490mm	770x650x520mm	935x525x645mm	935x525x645mm	935x525x645mm	935x525x600mm	1835x900x1252mm

● yes ○ not applicable/no information ¹⁾ 75% of the continuous output | PRP Prime Power Rating ²⁾@7m | LWA sound power level ³⁾@7m | LPA sound pressure level

X-Floc power generators

Optional accessories

	Description	Art. no.		Description	Art. no.
	Manual chassis for XM series generators up to 6kW (Item no. 9583 and 9584), retrofitable	9821		Mains adapter 400V/32A>400V/16A with connection cable 1,5m incl. fuse C16A (protection class IP44)	9115
	Manual chassis for XM series generators up to 9kW (Item no. 10392, 9585 and 9915), retrofitable	10395		Mains adapter distributor 400V/32A highly break-proof special plastic housing, splash-proof	3404
	Lockable fuel filler cap Lockable fuel filler cap	11424		Exhaust gas hose for power generator (Item no. 9915) complete, length= approx. 1m	10292
	Grounding kit grounding stake 1m, grounding cable 5m, cable diameter 10mm ²	11425		Ground fault circuit interrupter for generator XM6,7kVA / 6kW (Item no. 9584)	9822

Optimised for insulation blowing machines

Power outages on the construction site, inadequate power supply, missing three-phase connections: Take precautions and equip yourself with an X-Floc power generator for insulation blowing machines.

You will find some basic information on calculating your requirements as well as a rough preliminary selection of suitable generators in this brochure. However, it is no substitute for the individual consultation necessary to choose the right generator for you. Contact us! We have tested all generators extensively and offer you competent service in the selection and use of your X-Floc generator.



X-Floc Dämmtechnik-Maschinen GmbH

Rosine-Starz-Straße 12 · 71272 Renningen · Germany

Telefon: +49-7159-80470-30 · Fax: -40

E-Mail: info@x-floc.com · www.x-floc.com

Your X-Floc distributor

