

Amplifier/Vacuum stations

For each application the suitable amplifier station



Amplifier/Vacuum stations

- ▶ Reinforced blowing in
- ▶ For large gradients, heavy materials
- ▶ Can be used as an extraction station (cleaning or deconstruction)



Our Amplifier / Vacuum stations

Some insulation materials require a particularly high air volume for professional installation. Occasionally, certain installation situations require the overcoming high conveying heights or the use of long conveyor lines. Meanwhile, loose insulation materials occasionally have to be removed again.

With X-Floc amplifier/vacuum technology, the existing insulation blowing machine can also be supplemented for amplification or used for suction. Our amplifier/vacuum stations range from mobile amplifiers for construction site use (VS28/VS33/VS55M/VS75M) to special designs (VS40) as well as stationary solutions suitable for industrial filling (VS55).

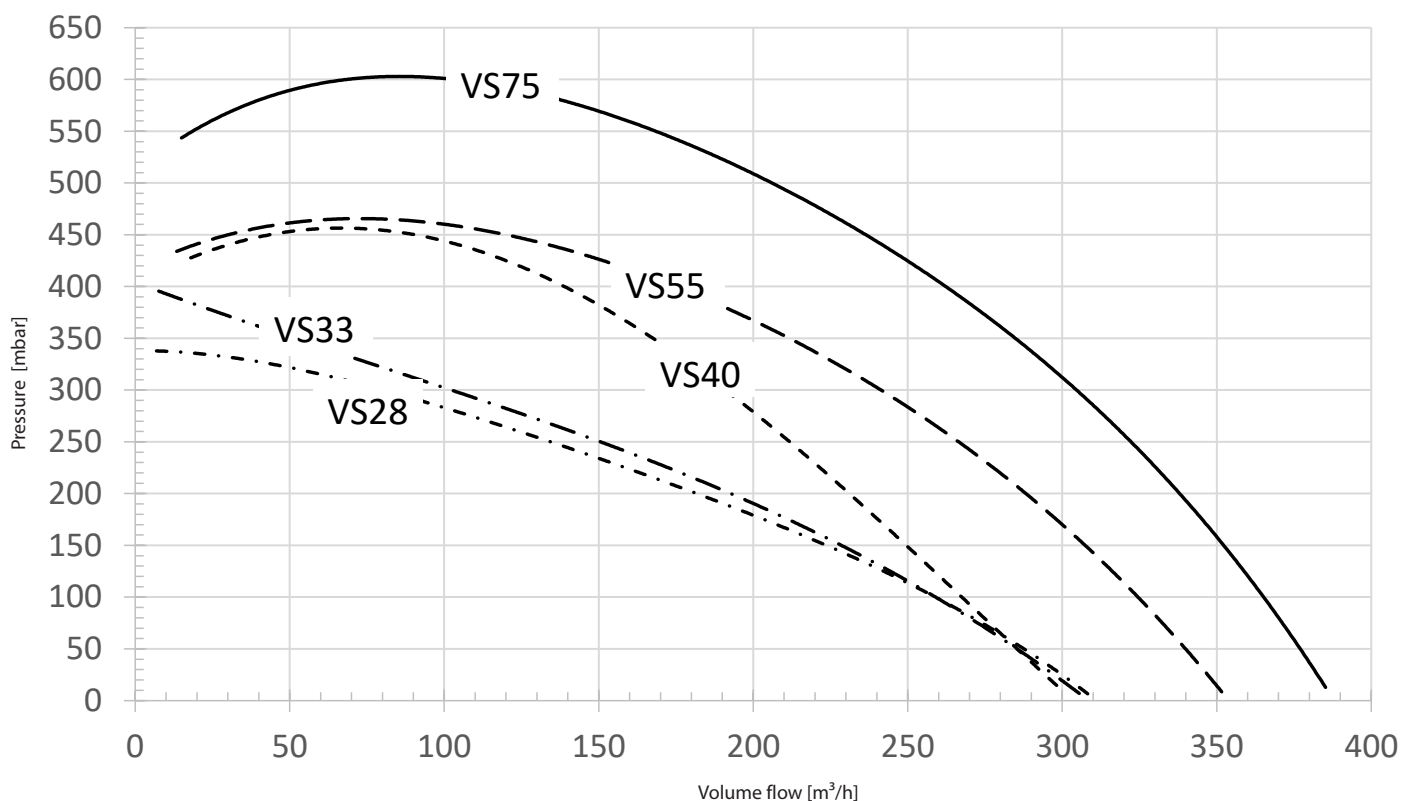
All X-Floc All amplifier/vacuum stations can significantly increase the performance of insulation blowing machines and/or, in combination with suitable accessories, extract small and large quantities of solids in a short time. For optimal tuning please refer to the instructions „Amplification of the insulation blowing machines' air power“.

The advantages at a glance

- ▶ Perfectly suited for construction sites and as a stationary solution
- ▶ Easy handling due to low weight
- ▶ Complete separation of working and cooling air
- ▶ Easily replaceable air filter fleece due to cover with bayonet lock
- ▶ The suction function is suitable for a wide range of materials



Characteristic curves



Features and application examples



VS28



VS33



VS55M

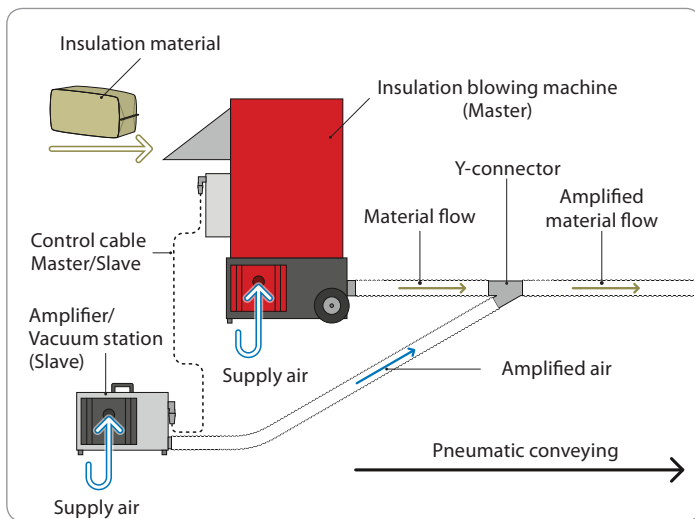


VS75M

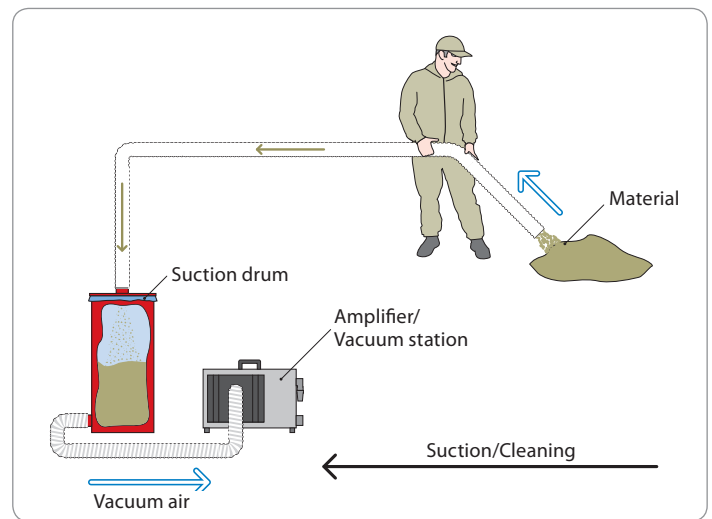
Amplifier/Vacuum station	VS28	VS33	VS55M	VS75M	Special designs on request
Type	VS28	VS33	VS55M	VS75M	
Product number	2711	5855	9455	9793	
Amplification / Cleaning	●/●	●/●	●/●	●/●	
Active dust removal	●	●	●	●	
Stepless power regulation	●	●	●	●	
Synchronisation with machine	●	●	●	●	
Remote control	●	●	●	●	
Power	2,8kW	3,3kW	5,5kW	7,5kW	
Max. overpressure	320 mbar	350 mbar	500 mbar	600 mbar	
Max. negative pressure	280 mbar	320 mbar	450 mbar	550 mbar	
Max. air volume (nominal/measured)	440 / 360 m ³ /h	420 / 400 m ³ /h	470 m ³ /h*	390 m ³ /h*	
Air feed unit	High powered radial compressor	High powered radial compressor	5-stage turbine	5-stage turbine	
Outlet connection/intake socket	NW63 (2½") / NW75 (3")	NW63 (2½") / NW75 (3")	NW63 (2½") / NW90 (3½")	NW63 (2½") / NW90 (3½")	
Dimensions (LxWxH)	482x358x418 mm	482x358x418 mm	605x560x750 mm	605x560x750 mm	
Weight	approx. 19,5 kg	approx. 19,8kg	approx. 65kg	approx. 88kg	
Operating hours counter	○	●	-	-	
Mains voltage display	○	○	-	-	

* Freeblowing ● Included as standard ○ Optionally available

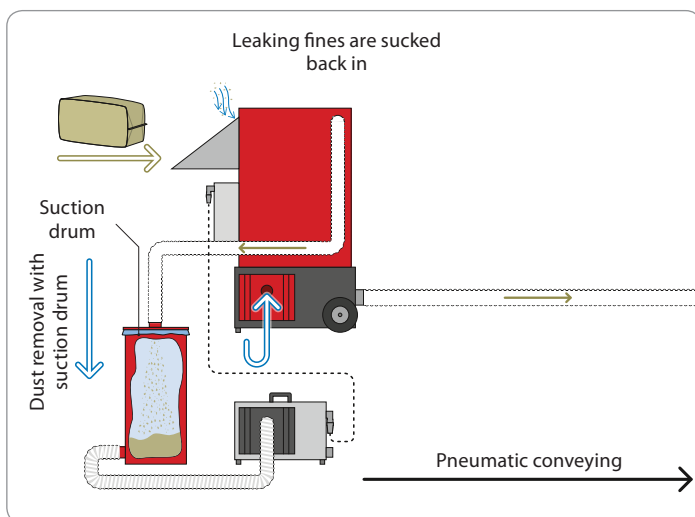
Amplified blowing injection



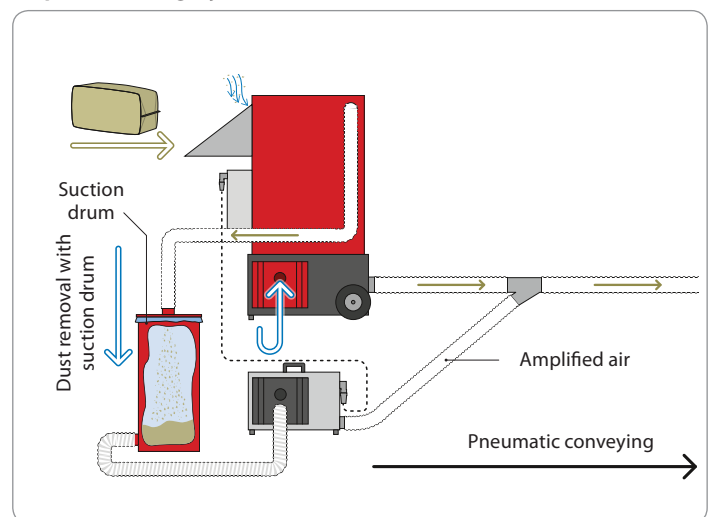
Amplifier aspiration function



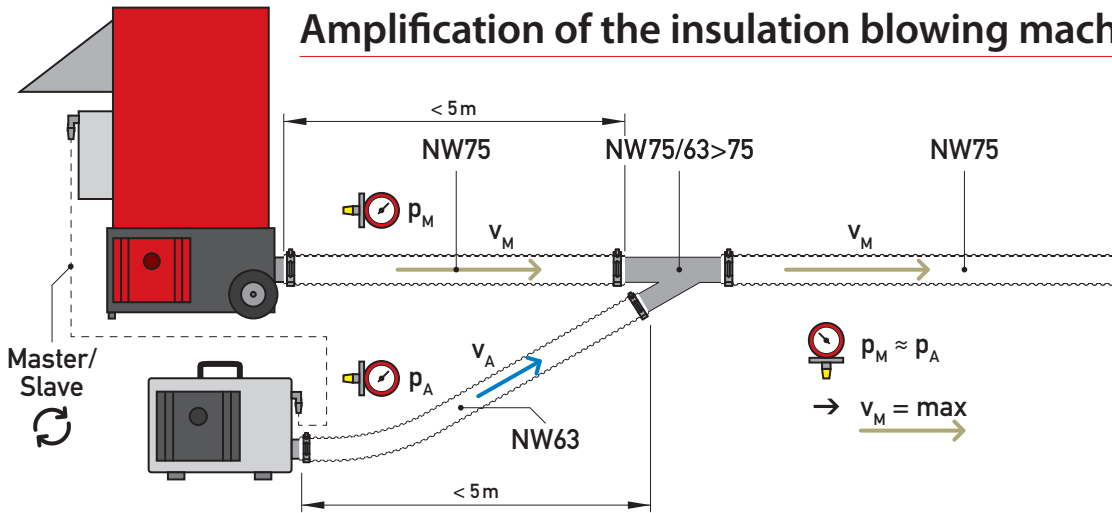
Dust removal



Amplified blowing injection with dust removal



Amplification of the insulation blowing machines' air power



The insulation blowing machines' air power can be optimized by using an amplifier/vacuum station. For an effective and trouble-free performance increase of a blowing machine by means of amplifier/extraction technology, the following principles must be observed:

1.) Performance of the insulation blowing machine

The dynamic pressure (p_M) measured at the insulation blowing machines' outlet is decisive for an effective amplification effect. It is therefore important that the insulation blowing machine is in perfect maintenance condition. For this purpose, the air filters, hosing, check valves and airlock seals may need to be checked.

2.) Balancing the back pressure of the insulation blowing machine and the amplifier/vacuum station

The dynamic pressure (p_M) measured at the outlet of the insulation blowing machine has to correspond approx. with the pressure (p_A) of the amplifier/vacuum station ($\pm 10\%$).

Note: In case of strongly divergent dynamic pressures undesired

backflows towards the insulation blowing machine or towards the amplifier/vacuum station can appear. The desired amplification effect will not be achieved.

3.) Synchronization of the blowing machine and the amplifier/vacuum station

With the interlinked system consisting of the blowing machine and the amplifier/vacuum station, synchronous operation (master/slave) of the two machines is possible. If the machines are not properly synchronized with each other, malfunctions can occur after a short time due to undesired material jams (stoppers).

All X-Floc insulation blowing machines have an auxiliary device box to which the amplifier/vacuum station can be connected via control cable (master/slave). Via this connection, start and stop signals as well as the power settings for the supply air units of the machine are transmitted to the amplifier/vacuum station. When using insulation blowing machines of other brands, a suitable additional device box may have to be installed subsequently.

Sets and accessories

Sets	Description	Prod.no.
	VS28 Complete Set consisting of amplifier/vacuum station, all necessary connector parts and • suction drum 115 L • suction drum 250 L	2886 5017
	VS33 Complete Set consisting of amplifier/vacuum station, all necessary connector parts and • suction drum 115 L • suction drum 250 L	5939 5940
	Connecting Set for Amplifier consisting of 1x connection control cable, 1x stainless steel Y-piece, 2x 1,5m hose and 4x hose clamp • NW63/63>63 • NW63/75>75 • NW63/90>90 • NW75/75>75 • NW75/90>90	4935 4934 7870 9304 9302

Accessories	Description	Prod.no.
	Suction Drum • 115 L • 250 L inclusive 5x woven PP sack, 1x 1,5m hose piece, 4x hose clamp and reducer piece NW75<63 / NW75<50	1160 3075
	Pressure Gauge D=117 Measurement range: 0-0,6 bar	7079
	Woven Polypropylene (PP) Sack • 70x100 cm • 100x150 cm	1085 801
	Connection Control Cable • 2,5 m • 5 m • 25 m • 50 m	1351 1856 1192 1193
	Stainless steel Y-Piece • NW63/63>63 • NW63/75>75 • NW63/90>90	3955 2221 6670

