


# Insulation blow-in machine EM100

Ideal for beginners and DIY applications



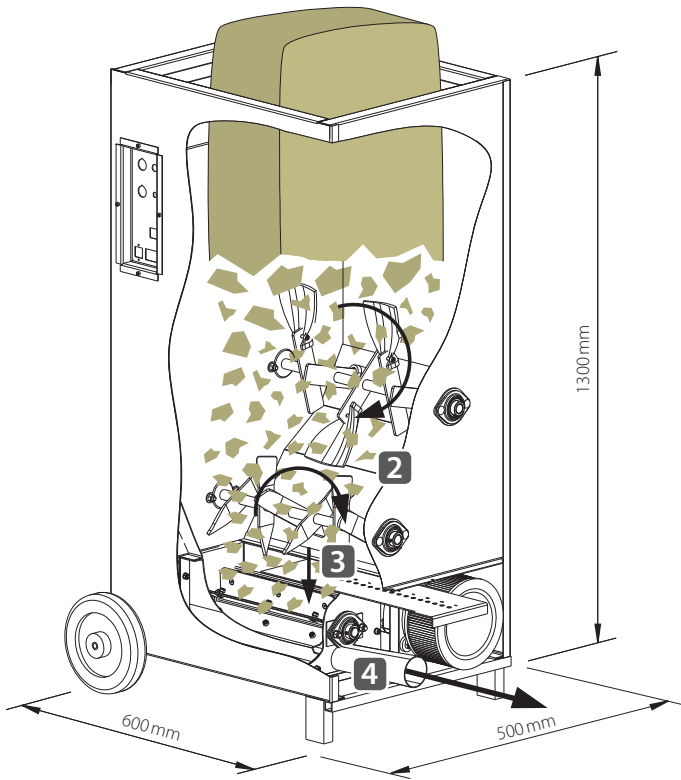
## Insulation blow-in machine EM100

Robust and compact blowing machine

- ▶ Solid, durable and extremely user-friendly
- ▶ Perfect for professional use and DIY
- ▶ Predestined for open inflation and blowing in of cellulose, glass wool and light granulates



## Structure and functional principle



### 1 Sack support (see Equipment options)

For convenient depositing and opening of the delivery package and for easier filling, a sack support is available as an option, which can also serve as a lid after use.

### 2 Grid bars

The insulation material fed into the blow-in machine from above is roughly broken up by the grating bars and the rotating agitator shaft with disturbing flaps. The pre-loosened material falls into the lower hopper area of the machine.

### Agitator


The agitator consists of two horizontally arranged rotating shafts. With the help of the second agitator shaft in the lower hopper area, the insulation material is loosened ready for blowing before it falls into the rotating airlock.

### 3 Airlock feed gate and rotary airlock

A manually adjustable airlock feed gate is located above the rotary airlock, with which the material feed can be metered according to the application.

### 4 Airlock outlet

On the rotary airlock's bottom, the transported insulation material is accelerated from the airlock chamber and blown through the outlet nozzle (2½") and the conveyor line into the building element.



## Equipment options

### 1 Sack support

for convenient filling and covering. **Art.no. 4714**

### 5 Socket spanner SW13

Hexagonal, blade length 125mm. **Art.no. 832**

### 6 Aluminium case, lockable

for tools and small parts, 46x33x16cm. **Art.no. 104**

### 7 Radio remote control FFB500

bidirectional, 2 radio frequencies to choose from. **Art.no. 6708**

### 8 Pressure gauge



for airlock pressure testing, D=117mm. **Art.no. 7079**

### 9 S-hook

made of aluminium, to hang up the cable. **Art.no. 4367**

### 10 Generator XM5kVA / 4,5kW

for securing the power supply. **Art.no. 9583**



## Blow-in machine EM100

The X-Floc EM100 **art.no. 3550** is a compact insulation blow-in machine for processing loose insulation materials approved by the building authorities. It is especially suitable for smaller building projects, for open/attic blowing and for compressed blowing of cellulose, glass wool and light granulates.

Thanks to clearly arranged operating elements and easy handling, this solid machine is not only suitable for professional use, but also for DIY do-it-yourselfers. Best suitability for private building projects is also guaranteed by the standard equipment with a 230V light current connection (special version 110V on request) and mains voltage display, with which a fluctuating or weak power supply as well as voltage breaks can be quickly detected.

High mobility is ensured by the low weight, which allows the robust compact machine to be easily tilted and, with the help of the transport wheels, moved effortlessly also on uneven construction site floors.

Another advantage is the modular, easy-to-maintain electronics with standard components. The scope of delivery includes a 3-channel KFB3 control unit, 30m of control cable and a 230V mains adapter. Optionally, the bidirectional radio remote control FFB500 can be ordered ready to plug in.



## Technical data

Article number	<b>3550</b>
Power/mat. processing speed *	320kg/h
Hopper	0,15m <sup>3</sup>
Airlock outlet ø	NW63 (2½")
Dimensions (LxWxH)	600x500x1300mm
Unladen weight	117kg
Filling height	1300mm
Machine control	Cable remote control KFB3 (optional KFB30/FFB500)
Material conditioning	2 horiz. agitator shafts
Airlock feed gate adjustable	14 levels, manual
Airlock material	Sheet steel
Air generator	High-powered radial compressor 1,45kW
Max. dynamic pressure (adjustable)	250mbar
Air feed amplification	External (option) e. g. VS28/VS33
Air volume (nom./measured)	220/190m <sup>3</sup>
Conveying height with/without amplifier	15/30m
Hose length L=max.	40m
Motor	1-phase 0,75kW
Power rating	2,2kW
Power supply	230V/50Hz/10-16A
Max. material packaging density	145kg/m <sup>3</sup>

\* Maximum value depending on use, material and delivery. All values approximate.

# Insulation blow-in machine EM100

## Machine accessories

X-Floc insulation blow-in machines as well as amplifier/vacuum stations and other products can be operated and combined in a variety of ways. Detailed information on radio remote controls, cable controls, power generators as well as sack supports, suction drums and other machine accessories can be found in the corresponding product documentation.

▶ Further info, see brochure **Machine accessories**



## Nozzles and blowing accessories

For all insulation blow-in methods and any application, there are tools and/or aids for insertion, sealing and venting necessary. Detailed information about these accessories and everything about tools such as injection nozzles and rotary nozzles, injection needles and injection lances as well as hole saws and sealing parts can be found in the corresponding product documentation.

▶ Further info, see brochure **Nozzles and blowing accessories**



## Hoses and connectors

Hoses and connections parts are an essential part of the insulation blow-in equipment because all these units can be used to create conceivable transport lines and circuits. Detailed information regarding conveying and injection hoses as well as hose connectors and clamps, Y-connectors and fibre switches can be found in the corresponding product documentation.

▶ Further info, see brochure **Hoses and connectors**



## Measurement devices

X-Floc maintains close cooperation with university research and development institutions. This results in an extensive product range in the field of measuring and testing technology for blow-in technicians, insulation material manufacturers and material testing institutes, and many more. Detailed information can be found in the corresponding product documentation.

▶ Further info, see brochure **Measurement devices**



## Damp spraying

In the damp spraying process, thermal insulation material is moistened with water after exiting the hose. Detailed information regarding spray heads and pipes for the various applications as well as on high-pressure pumps such as membrane or piston pumps and on wall scubber for smooth surfaces can be found in the corresponding product documentation.

▶ Further info, see brochure **Damp spraying**



## Industrial safety and respiratory protection

The special work suit with hood protects the insulation blow-in professional from contact with skin-irritating insulation materials. Detailed information on the entire X-Floc range of work clothing, respirators, professional respiratory protection equipment, air filters, batteries and other spare parts and accessories can be found in the corresponding product documentation.

▶ Further info, see brochure **Industrial safety**



X-Floc Dämmtechnik-Maschinen GmbH

Rosine-Starz-Straße 12 · 71272 Renningen · Germany

Telefon: +49-7159-80470-30 · Fax: -40

E-Mail: [info@x-floc.com](mailto:info@x-floc.com) · [www.x-floc.com](http://www.x-floc.com)



Your X-Floc representative