

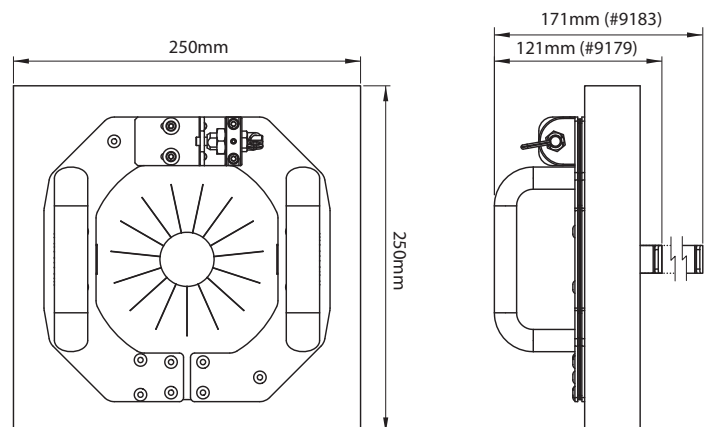
Injection bezel, foldable

The practical folding injection bezel **art.no. 9179** (planking thicknesses 10-35mm) and **art.no. 9183** (planking thicknesses 35-65mm) is fastening in the drill hole by means of clamping mechanism.

The dimensions are 250x250mm (LxW). Thanks to the flexible seal and the multi-layer rubber rosette at the hose entry, it is self-sealing with respect to the compartment.

The advantages/features at a glance

- ▶ Can be used up to a planking thickness of max. 65mm
- ▶ Required drill hole $\varnothing = 106,5$ to 120mm
- ▶ Can be used for hose sizes NW50 (2"), NW63 (2½"), NW75 (3") and NW90 (3½")
- ▶ 3-layer rubber rosette for sealing the hose grommet
- ▶ Flexible sealing to prevent dust from escaping from the injection opening
- ▶ Ergonomic locking latch for easy opening and locking as well as for one-hand operation




Application:




1 Making the injection opening



2 Open the locking latch and fold in the hose bushing



3 Insert the hose feed-through into the borehole and snap it into place



4 Insert the blow-in hose