

Injection and Conveyor Hoses

- Injection hoses made of low-wear and consistent polyethylene
- Conveyor hoses made of flexible PU/PVC
- Good rigidity properties
- Plus tension belt for convolving and carrying



The blow-in pro distinguishes between injection and conveyor hoses. Injection hoses are available in two classes of rigidity: Red injection hoses (1) are a bit more stiff as the blue ones (2). Both have a good ability for insertion in stud cavities. Their flexural properties make a good channel in the cavity possible and they can be moved over barriers thereby.

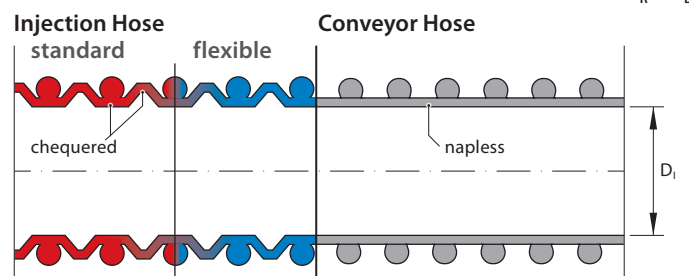
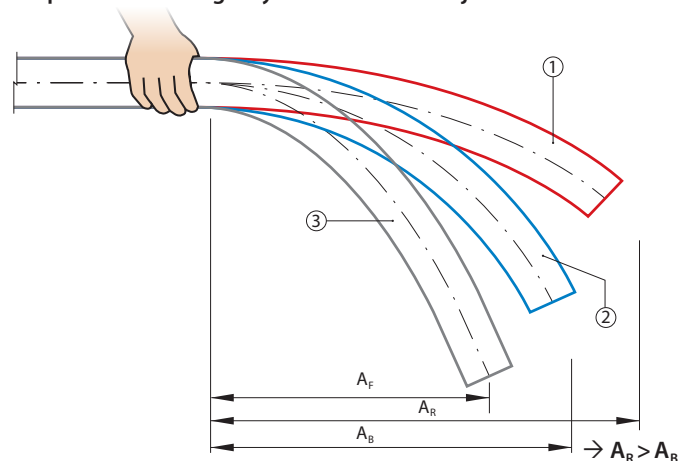
The more flexible blue injection hose is easier to handle in winter temperatures. The smaller bending radius allows the insertion elements with little insulation thicknesses. The chequered design at the inside of the hose loosens the insulation material more up. This raises the productivity of the insulation material.

Conveyor hoses are napless at the inside and comparatively soft (3). They are generally used to bridge distances between machine and injection hose.

In particular cases they can also be used for injection. The conveyor hose is also available with a stranded copper wire and can be grounded against electrostatic charge.

High-strength conveyor hoses have a thick wall and a spiral shielding made of steel. The wear considerable moderate with abrasive materials than the conventional injection or conveyor hoses.

Comparison of the rigidity of red and blue injection hoses



Injection Hoses (standard)



Nominal size	Ø D _i	Ø drill hole	Bending radius	Length		Prod. No.
				15 m	20 m	15 / 20 m
NW38 (1½")	38 mm	≥ 50 mm	60 mm	●	-	777
NW50 (2")	50 mm	≥ 65 mm	80 mm	●	-	167
NW63 (2½")	63 mm	≥ 85 mm	100 mm	●	●	166/5238
NW75 (3")	75 mm	≥ 106,5 mm	120 mm	●	●	074/4777
NW90 (3½")	90 mm	≥ 120 mm	160 mm	●	-	1169

Felxible Injection Hoses




Nominal size	Ø D _i	Ø drill hole	Bending radius	Length		Prod. No.
				15 m	20 m	15 / 20 m
NW63 (2½")	63 mm	≥ 85 mm	100 mm	●	●	4779/5239
NW75 (3")	75 mm	≥ 106,5 mm	120 mm	●	●	4774/5237

Conveyor hoses and hose sets: **Please turn over!**

Demo-Videos on:
www.x-floc.com/videos

Overview Conveyor Hoses



Tensions belts with clamping lock...
...and additional wrist strap are delivered with every hose.

Conveyor Hoses



Nominal size	Ø D _i	Ø drill hole	Bending radius	Length	Prod. No.
NW25 (1")	25 mm	≥ 30 mm	25 mm	20 m	704
NW38 (1½")	38 mm	≥ 50 mm	38 mm	20 m	414
NW50 (2")	50 mm	≥ 65 mm	50 mm	20 m	329
NW63 (2½")	63 mm	≥ 85 mm	63 mm	20 m	573
NW75 (3")	75 mm	≥ 106,5 mm	75 mm	20 m	284
NW90 (3½")	90 mm	≥ 108 mm	90 mm	20 m	422
NW102 (4")	102 mm	≥ 120 mm	102 mm	20 m	8878

Conveyor Hoses, with High-Strength Design




Nominal size	Ø D _i	Ø drill hole	Bending radius	Length	Prod. No.
NW38 (1½")	38 mm	≥ 50 mm	38 mm	20 m	3822
NW50 (2")	50 mm	≥ 65 mm	50 mm	20 m	1061
NW63 (2½")	63 mm	≥ 85 mm	63 mm	20 m	1001
NW75 (3")	75 mm	≥ 106,5 mm	75 mm	20 m	1722

Conveyor Hoses with Flexible Earthing Lead



Nominal size	Ø D _i	Ø drill hole	Bending radius	Length	Prod. No.
NW38 (1½")	38 mm	≥ 50 mm	38 mm	20 m	3818
NW50 (2")	50 mm	≥ 65 mm	50 mm	20 m	3817
NW63 (2½")	63 mm	≥ 85 mm	63 mm	20 m	3816
NW75 (3")	75 mm	≥ 106,5 mm	75 mm	20 m	3815



Also in the product range:

- ▶ Hole saws for all common board materials
- ▶ Hose reel D1000 Plus

Overview Hose Sets

Every injection process has its own demands in questions of the hose line. Moreover the insulation blowing machine have different sizes for the airlock outlet. For these reasons we offer complete hose sets for the particular machine and injection method. Ask us for your correct set.

Open Blowing and Timber-Frame Constructions NW75/63/50

Wet Spraying/CSO

Open Blowing



Cavity Wall Insulation with Injection Nozzle

Demo-Videos on:
www.x-floc.com/videos